


**Spare the Air Youth**

Technical Advisory Committee Meeting #16  
December 3, 2015




Youth for the Environment and Sustainability  
**YES Conference 2016**



January 30, 2016  
UC Berkeley Lawrence Hall  
Academy of Science



**YES Conference**  
Planning and Outreach



**Prizes and Incentives**



**Sparetheairyouth.org**  
Register to Attend and Present



## Updates from Spare the Air Youth Grant recipients

Youth Ambassador  
Ride the Bus  
Family Bicycling  
BikeMobile  
Bay Mobile  
ECO2School





**YOUTH AMBASSADOR  
RIDE THE BUS  
FAMILY BICYCLING**

# YBIKE




Peninsula Family YMCA  
Marin YMCA

STAY TAC UPDATES  
DECEMBER 3, 2015

### After School Bike Clubs

- Right now: El Granada Elementary School
  - We are halfway through the program and all students have completed ¼ of the Bike Club Skills Checklist.
  - Two new riders are now comfortable riding with the group.
- Upcoming: Fernando Rivera Intermediate School, Bowditch Middle, Bayside STEM
- Looking ahead: Seeking partnerships with South San Francisco Schools



### YBike Peninsula News

New Staff:

- YBike Coordinator, Susie Hufstader
- YBike Instructor, David Tocchini
- Senior Director of Community Programs, Lara Rempel

New Stuff:


- New trailer, expanding our capacity for storage and transportation.


### Other Activities

- Safe Routes to School Programs with helmet lesson and rodeo
  - 700 students in Pacifica—all 3<sup>rd</sup> and 4<sup>th</sup> graders in the district.
  - 140 students at San Mateo Park Elementary School
- More rodeos coming up
- Spring and summer camp
- Pursuing fee-for-service events and new grants





November 6, 2015

Dear Susie and David,

Thank you for letting me ride to school and to work and it was a really big block! It was one of the funnest times I ever had in Pacifica school.

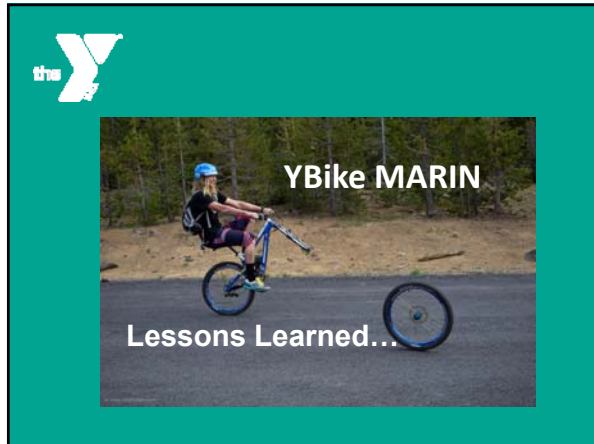
Oh and I can't forget thank you for the helmet! I really enjoyed learning the signals and during I learned out of new things like the left signal, the right signal, and the stop signal!

It was also awesome because get riding the bike and feeling the cool breeze are just sitting on my back it was so cool, awesome, amazing, and fun!

And not only it is being so fun and amazing it was educational!

SAFE, Education, Respect and FUN! 🍷 🚲





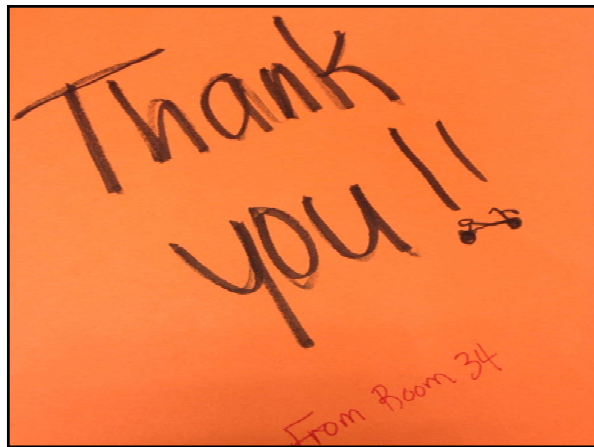

**What we accomplished:**

- Bike Clubs at 2 Schools
  - Hamilton K-8, Novato
  - Davidson Middle School, San Rafael
- 21 Students Participated in Bike Clubs
- 123 Students served by Peer to Peer Activities

**What we learned:**



- Bike Program at the Y requires the support of staff and administrators who understand our program and goals.
- Transferring a program (even a successful one) from one community to the next can be challenging.





### Marin County: Transit Race

**Goal:**  
To raise awareness of why students should use public transit and to host a *FUN* Transit Race to learn how to use it.

### Marin County: Transit Race

**Schools Scheduled:**

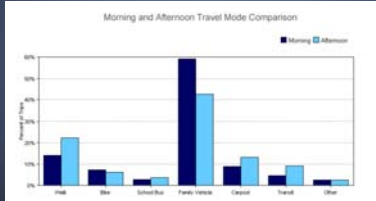
- TAM High School (Nov. 2015)
- Redwood High School (March)
- Drake High School (April)




### Marin County: Transit Race

**TAM High School** 59% TAM students drive to school/ 3.5% TAM students take transit.

Morning and Afternoon Travel Mode Comparison



Travel Mode	Morning (%)	Afternoon (%)
Walk	~15	~25
Bike	~10	~10
School Bus	~5	~5
Family Vehicle	~75	~45
Carpool	~15	~20
Transit	~5	~10
Other	~5	~5

Marin County: Transit Race

TAM High School: Challenges

- New school for SR2S
- Tam Principal resigned in October
- Challenge with student recruitment

Marin County: Transit Race

TAM High School: Learnings

- Student Leadership / ASB partnership
- Teacher support
- Train students in presentation skills
- Peer to peer promotion works; posters, bulletin notices have minimal impact.

Marin County: Transit Race

Tam / Redwood / Drake High Schools: Spring

MTC-STAY Family Biking Workshops 2015  
October 2013-November 2015


Workshop Providers	Workshops TOTAL	Participation TOTAL
Bike East Bay	9	341
Marin County Bicycle Coalition	9	131
Napa County Bicycle Coalition	15	168
SF Bicycle Coalition	13	682
Silicon Valley Bicycle Coalition	20	497
Sonoma County Bicycle Coalition	11	214



Overview

- 1 year and 9 months
- 275 visits
- 6600 repairs
- 50% increase in ridership
- 100+ bikes given away





**Aquarium of the Bay**

BayMobile – Bringing the Bay Your Way!  
 Jeff Shreiber – Institutional Giving Officer  
 Daniel Elkin – k-12 Outreach Coordinator

Fall 2015  
 Start of the School Year  
 Running Statistics  
 Moving Forward

### Fall Accomplishments

- Community Outreach Events
  - Bay Splash
  - Bioneers
  - BASF – Discovery Day
  - JLS Farmers' Market
- Expanding Your Horizons
- EcoCenter
- Started programs - fully booked




### BayMobile Running Totals

Statistics for programs executed during the 2015/2016 school year so far


- 29 trips, 76 programs, reaching approximately 2,191 students

Statistics for programs executed during the 2014/2015 school year

- 145 trips, 495 programs, reaching approximately 12,874 students
- We have passed our initial goal of 450 programs for the school year



Special Events:  
55 events, reaching approximately 9,272 people.





### The Future of the BayMobile


- 95 school trips scheduled for the 2015/2016 school year
- Revamped curriculum
- Marin ELLC Pathway Program




### Climate Initiatives

International W&R to School Day  
6,749 high school students participated (2,288 from CI schools).  
Students prevented about 3.5 tons of CO<sub>2</sub> from being emitted



### Club Day



### Education

712 students in 15 presentations  
95 Climate Literacy  
617 Share the Road

